

Student Response System:

"Socrative"

- Offers a friendly experience to teachers to engage and assess their students.

You need an account for log in.

<http://www.socrative.com/>



Send your students a **Quick question**

Quick Question

MC

MULTIPLE CHOICE

TF

TRUE / FALSE

SA

SHORT ANSWER

From Dashboard

Create a Quiz - 1

From Manage Quizzes menu

1. Click "Create Quiz".
2. Write your Quiz name

Create Quiz

Name Your Quiz...

Yes

Share Quiz (SOC #: 15763047)


+ Add Tag



Create a Quiz - 2

ADD QUESTION:



1. Select the kind of question you want to insert.
2. Write your Questions.
3. Write your correct answer.
 - On “multiple choice” and “true/false” questions select the correct answer.
4. Add a new question.
5. Click  to finish your Quiz.

Start a Quiz

Room: **KZEWHWUO**

1. Send your room code to your students (you can find it at the top of the screen).
2. When your students are connected to your room click "Start a Quiz".
3. Select which quiz you want to start.
4. Select the way you can send the quiz to your students:

STUDENT PACED - IMMEDIATE FEEDBACK

STUDENT PACED - STUDENT NAVIGATION

TEACHER PACED

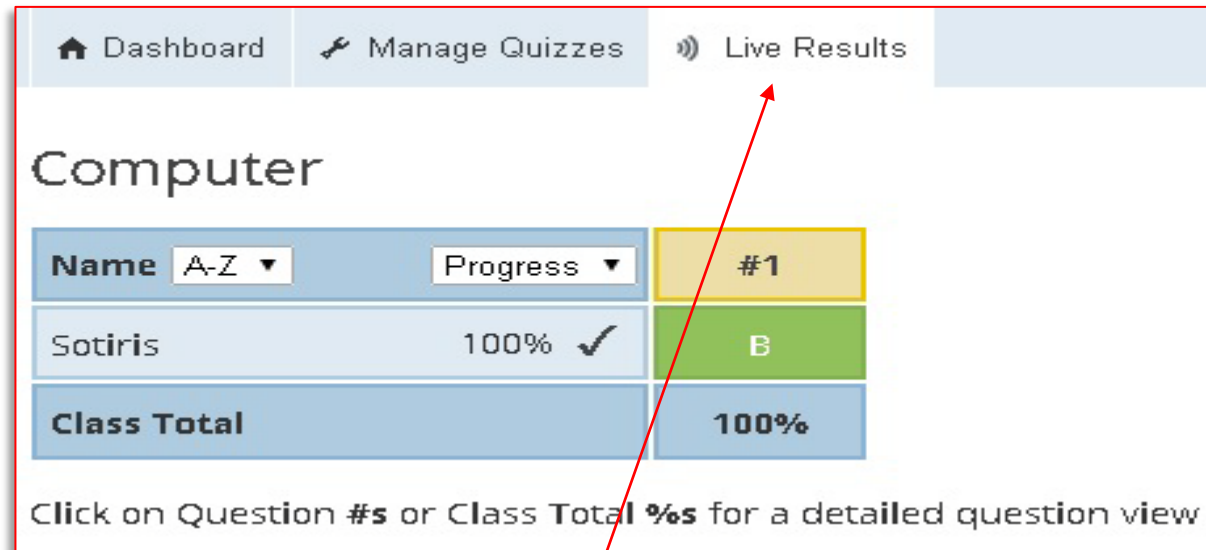
5. You can select some additional settings.
6. Click "Start".

ADDITIONAL SETTINGS

- No Disable Student Names
- No Randomize Question Order
- No Randomize Answer Order
- No Disable Student Feedback

START

Live Results



The screenshot shows a navigation bar with three tabs: 'Dashboard', 'Manage Quizzes', and 'Live Results'. The 'Live Results' tab is active. Below the navigation bar, the title 'Computer' is displayed. A table shows the results for a quiz. The table has two columns: 'Name' and 'Progress'. The first row shows 'Sotiris' with '100%' progress and a checkmark. The second row shows 'Class Total' with '100%' progress. A red arrow points from the 'Live Results' tab to the table. Below the table, there is a text prompt: 'Click on Question #s or Class Total %s for a detailed question view'.

Name	Progress	
Sotiris	100% ✓	B
Class Total		100%


Click on Question #s or Class Total %s for a detailed question view

When a question or a quiz is running
you can see its live results if you click
“Live Results”


Reports

When you click the **FINISH** button to stop a quiz, the window below appears in order to get a report of your quiz.


Select an option below to end the activity and save the reports. ✕



Get Reports



View Chart



To Dashboard



Socratic Basic Tutorial

<https://www.youtube.com/watch?v=nC-Nhpf0Efw>

(8:07)



Thank You!!

