

Storage on the cloud: **Dropbox**

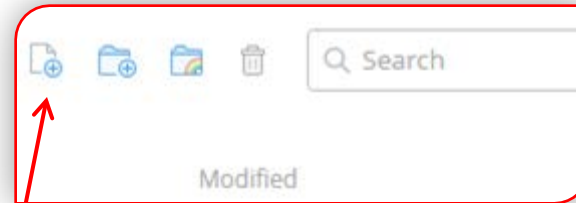
- Manage and save online your files!

<https://www.dropbox.com/>

You need an account for log in.



Upload a file to your cloud (Dropbox)



1. Click on **Upload** button
2. Choose files
3. Select the you want to upload
4. Add more files if you want to upload more files
5. Done

*Now your file/folder
is in your drive.*



Share a file - 1

Dropbox



Search

Tutorial.mp4 [Share link...](#) [Download](#) [Delete...](#) [Rename](#) [Move...](#) [More](#) 752.55 KB

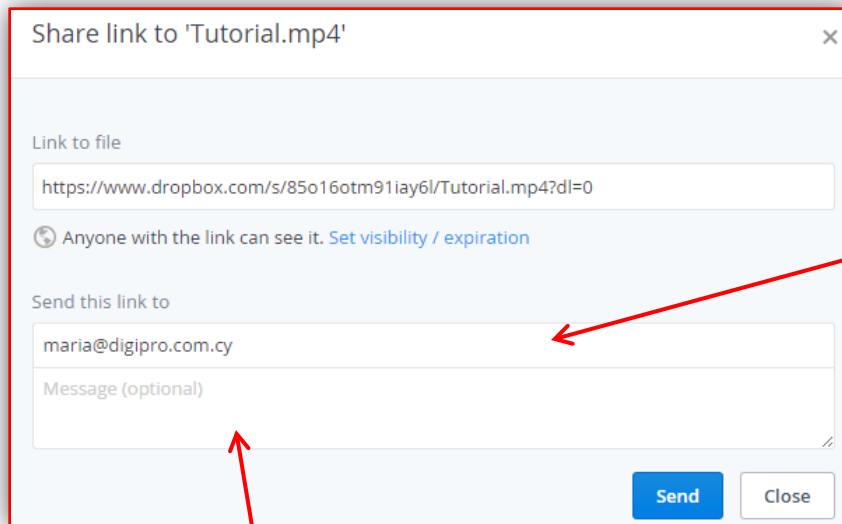
	programmatismos_class_a_b_c_20130831.xlsx	document	1 sec ago	
	Tutorial.mp4	video	4/9/2014 9:34 AM	Share link

1. Select the file you want to share

2. Press on **Share link** button




Share a file - 2



Share link to 'Tutorial.mp4' ×

Link to file

<https://www.dropbox.com/s/85o16otm91iay6l/Tutorial.mp4?dl=0>

 Anyone with the link can see it. [Set visibility / expiration](#)

Send this link to

3. Write the email of the person you want to send the link of your file

4. Write a note to the receiver
(Optional)

5. Send

Download a file from Dropbox

Dropbox



Search

Tutorial.mp4

Share link...

Download

Delete...

Rename

Move...

More ▾

752.55 KB



programmatisimos_class_a_b_c_20130831.xlsx

document

6 mins ago



Tutorial.mp4

video

4/9/2014 9:34 AM



A:

1. Select the file you want to share
2. Press on **Download** button

OR

B:

1. Right click
2. Download



Dropbox Tutorial

<https://www.youtube.com/watch?v=29qfd5zDU8A>

(18:10)

<https://www.youtube.com/watch?v=l6tkGSIFsH0>

(7:17)



Thank You!!

