


Better reading and research with annotation: **Diigo**

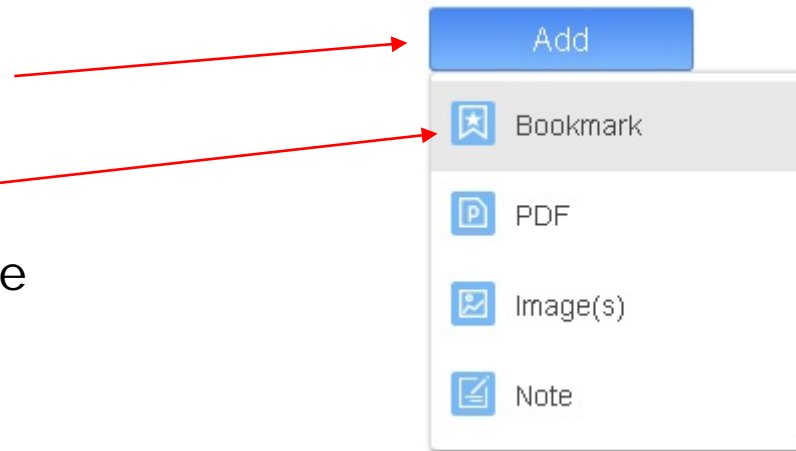
- Allows users to bookmark and tag Web Pages. Additionally, it allows users to highlight any part of a webpage and attach sticky notes to specific highlights or to whole page.

<https://www.diigo.com/>


You need an account for log in.


Bookmark A Web Page

1. Click "Add"
2. Select "Bookmark"
3. Type or Copy And Paste the link on Url Box
4. Complete the Form
5. Click 



Highlight Any Part Of A Webpage

- If you Don't Have Diigo Extension Click  so you can download it.
- Click "Add"

1. Visit The Webpage you want
2. Click  on the top right of your browser toolbar
3. Select "Annotate"
4. Select the Highlighter or the Sticky Note symbol
5. Holding the left click of your mouse select the part of the text you want to highlight
6. If you select the sticky note write a message on the box



Read your highlights

1. Click on Tags
2. From the list find the link you want to read
3. Click on the hyperlink



Diigo Basic Tutorial

<https://www.youtube.com/watch?v=nkrHFM3s8Bc>

(9:59)

https://www.youtube.com/watch?v=g_hQhXaF7Zk

(2:32)



Thank You!!

