

Upload, Share, and Discover Content : SlideShare

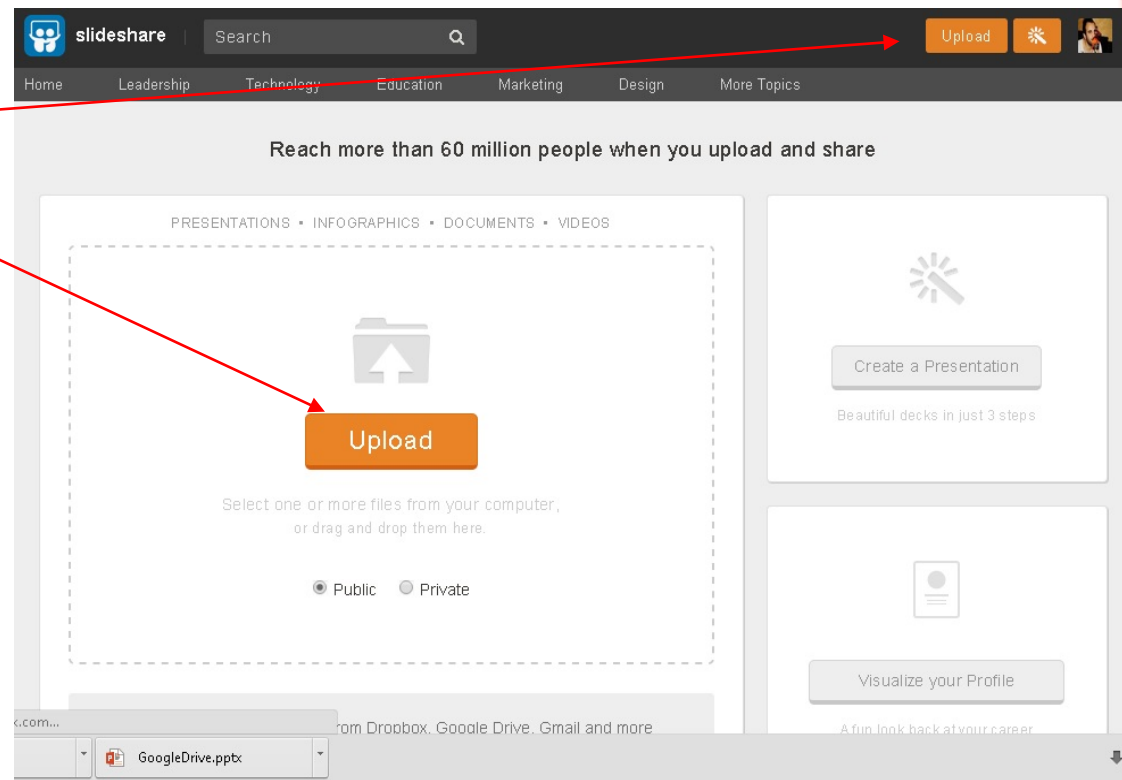
- Offers users the ability to upload and share publicly or privately PowerPoint presentations, Word documents and Adobe PDF Portfolios.

www.slideshare.net/

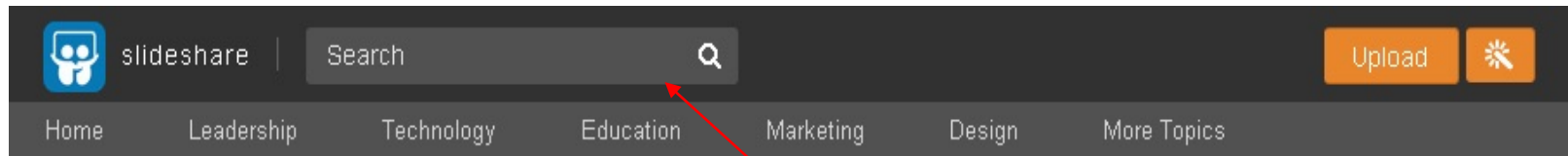
You need an account for log in.

Upload a Slide

1. Click Upload Button
2. Click Upload Button
3. Select your File or Files form your Computer.
4. Select the file category
5. Write the file description
6. Select if you want your file to be private or public.
7. Insert any tags
8. Click Save & Continue




Search Presentation



1. Write a specific subject to search on search box
2. Press Enter
3. Select the Presentation you want

Download Presentation



1. Open the presentation you want to save
2. Click on  button
3. Done



SlideShare Tutorial

https://www.youtube.com/watch?v=T9_whnpLBhg

(7:58)



Thank You!!

